



Secrets de Maîtres



Introduction to the Mechanical Art **Immerse yourself in the Masters' Secrets**

This Mechanical Art training builds a bridge between Art and Mechanical Technology. Unique in its approach, it is a benchmark for its transmission of know-how skills.

This training is at the core of a network of expertise, ideas and mechanical fantasy. Its fundamental purpose is to preserve and promote ancestral traditions, enabling technological and artistic advances. As a result, future talents and new entrepreneurs will emerge, thus ensuring the sustainable cycle of Mechanical Art.

Created in collaboration with the CIMA (Centre International de la Mécanique d'Art), the CPNV (Centre Professionnel du Nord Vaudois), PERFORM and the artisans in Mechanical Art, this training program has been conceived with the best practices in Mechanical Art in mind.

Our mission is to address the pursuit of authentic values. In reaction to our era of globalization, connectivity, dematerialization and virtual reality, an increasing number of people are eager to discover local traditions.

During this whole month of training, the Masters, world renowned artisans, will accompany and guide you through the discovery of their secrets. They are committed to maintaining and transferring traditions in their Mechanical Art craft practice, to respect their local artisanal culture and more specifically, that of Sainte-Croix. They strongly believe that their expertise and craftsmanship belong to the world intangible cultural heritage and deserve to be supported.


mec-art.ch



A close-up of Denis Flageollet, a watchmaker, working on a large, dark metal gear. He is looking intently at the gear, which has a red pin inserted into it. The background is dark and industrial, with a fire visible in the distance.


Denis Flageollet
Watchmaker

“A hand extended by a tool opens
an almost unlimited playing field
to achieve a wild mechanical dream ”

Nicolas Court, an automater and watchmaker, is shown working on a complex mechanical device. He is using a tool to adjust a part of the device, which is illuminated by a bright light. The background is dark and industrial.


Nicolas Court
Automatier,
Watchmaker

“Rack your brain to solve the enigma
of the mechanical fantasy that gives
movement to a unique piece ”

François Junod, an automater and sculptor, is sitting in his workshop. He is surrounded by shelves filled with various mechanical sculptures and automata. He is smiling at the camera.


“An insatiable curiosity
to understand the mechanical
engineering that generates
the magic of movement ”

François Junod
Automatier, Sculptor

Boris Masur, a mechanical art engineer, is holding a large, yellow autumn leaf. He is wearing a dark cap and a jacket. The background is a bright, outdoor setting.

Boris Masur
Mechanical art engineer

“Once the mechanical
fundamentals are acquired,
there is no limit to what
your mind and heart
can create ”

Renaud Lelièvre, a cutler and art mechanic, is working on a mechanical device in a forest. He is wearing glasses and a blue shirt. The background is a lush, green forest.

Renaud Lelièvre
Cutler and art mechanic

“The mechanical art
magic relies also
on human interaction
and sharing ”

Victoire Halter, a jeweller and watchmaking decorator, is working on a mechanical device. She is looking intently at the device, which is illuminated by a bright light. The background is dark and industrial.

Victoire Halter
Jeweller, watchmaking decorator

“In mechanical art,
aesthetic precision
is essential, even
hidden mechanisms
must be beautiful ”

At the end of this training, you will have acquired basic knowledge in Mechanical Art, in the following domains:

- different techniques in the manufacture of constituents
- use of measuring tools
- work at the bench
- the history of mechanical objects
- mechanical motor organs
- levers and cams movement
- bells, gongs, pin-barrel, Serinette sounds
- the fundamental principles of automaton, music box, singing bird box, and watchmaking
- the most frequently used materials in Mechanical Art
- conservation techniques
- art history
- artistic and technical drawing
- modelling and sculpture
- soldering techniques
- foundry and moulding techniques
- forging techniques
- additive manufacturing techniques
- new technologies applicable to mechanical art
- 3D scanning techniques
- design of an object



Jean-Michel Bolens
Teacher, music arranger

“ Having a passion is not enough, you must share it and pass it on, so that it will keep on growing ”

Furthermore, you will be able to characterize the type of object you might encounter, to analyze its best efficient conservation measures and plan its safest transportation and utilization.

You will have acquired sufficient knowledge to enable you to follow professional artisans in mechanical art objects designing or manufacturing, by drafting the specification and acting as the project manager of such a realization.

Last but not least, at the end of this training, each participant will leave with a Pièce-École on which they will have worked throughout the 4 weeks training.

Training duration

The total training duration is ~200 hours on a 4 week full-time schedule, from Monday through to Saturday mornings.

Training hours from:

8 am to 12 pm and 1:30 pm to 6:00 pm.

Training location

Institut de la Mécanique d'art

Quartier du Progrès 37

1450 Sainte-Croix – Switzerland

Method

This training combines practical sessions in the workshop, theory, visits to museums and manufacturers, in relation to the material being taught.

Indeed, the Artisans support the idea that theory and practice should not be separated so they will be able to adapt the courses to the manual skills of each of the participants, without affecting the final training quality. The practical part is specifically important to allow comprehension of the sensitivity of the trade and to illustrate in a more explicit way the theoretical input.

Upcoming training session dates & Training cost

Viste our webiste mec-art.ch for more details.

Included in the cost:

The Pièce-École on which each participant will have been working, a tool kit, training days' lunches and all visits and entertainment activities.

Mechanical Art

Did you know?

Mechanical Art is when mechanics adds a motion to art, thus becoming a mechanical work of art. This definition incudes any object appealing to senses, emotions, intuition and intelligence, realized to achieve Beauty even through transgression or fracture principles. That would include automaton, music boxes, singing bird boxes, artisanal watchmaking, animated paintings or sculptures, mechanical music and any mechanical object referring to art without restriction of motorization.

